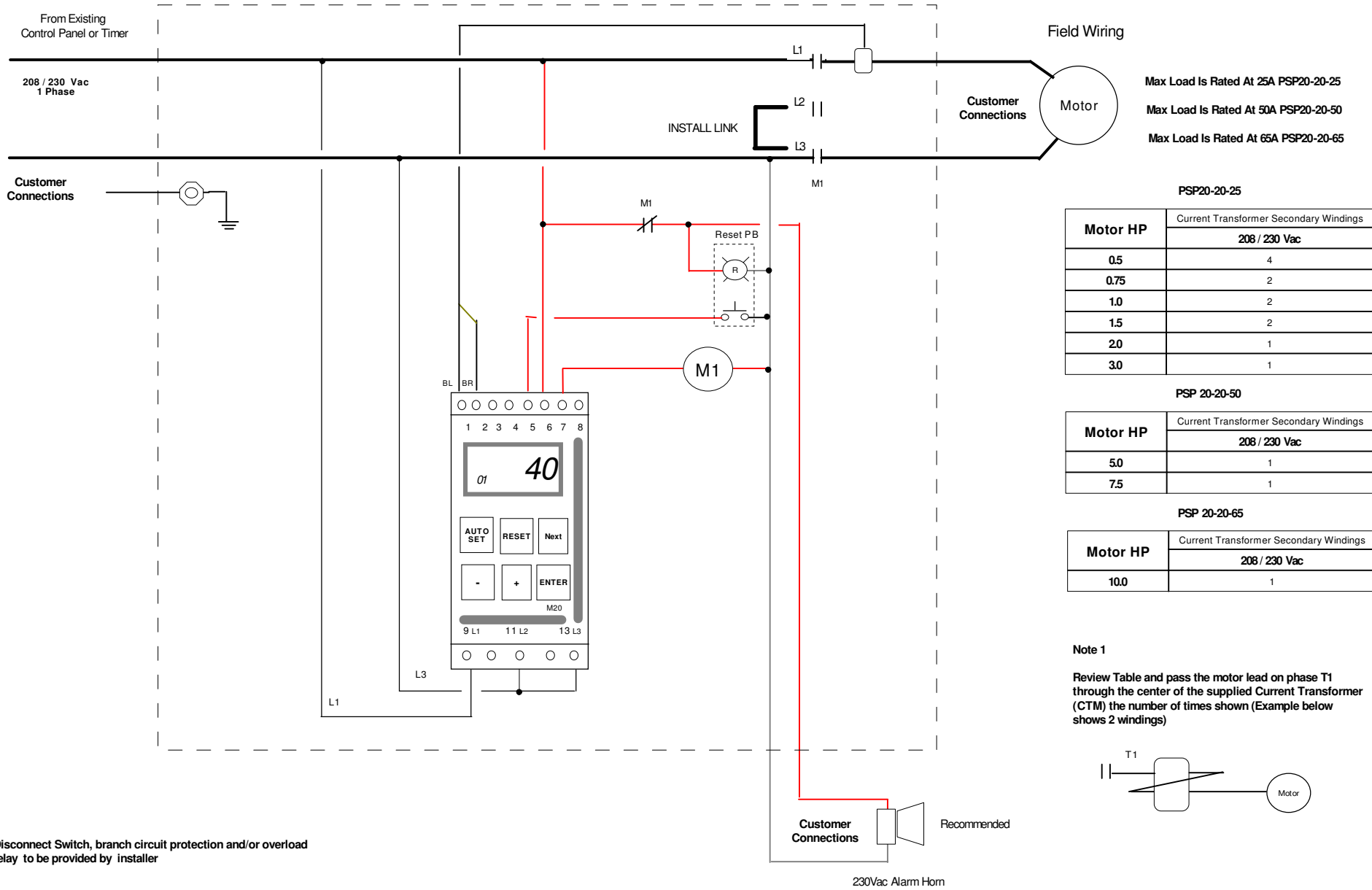


Single Phase 208 / 230Vac Panel Wiring Diagram
 (See Manual for Installation Instructions)



Max Load Is Rated At 25A PSP20-20-25
 Max Load Is Rated At 50A PSP20-20-50
 Max Load Is Rated At 65A PSP20-20-65

PSP20-20-25

Motor HP	Current Transformer Secondary Windings
	208 / 230 Vac
0.5	4
0.75	2
1.0	2
1.5	2
2.0	1
3.0	1

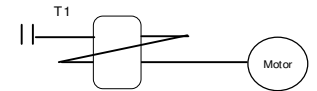
PSP 20-20-50

Motor HP	Current Transformer Secondary Windings
	208 / 230 Vac
5.0	1
7.5	1

PSP 20-20-65

Motor HP	Current Transformer Secondary Windings
	208 / 230 Vac
10.0	1

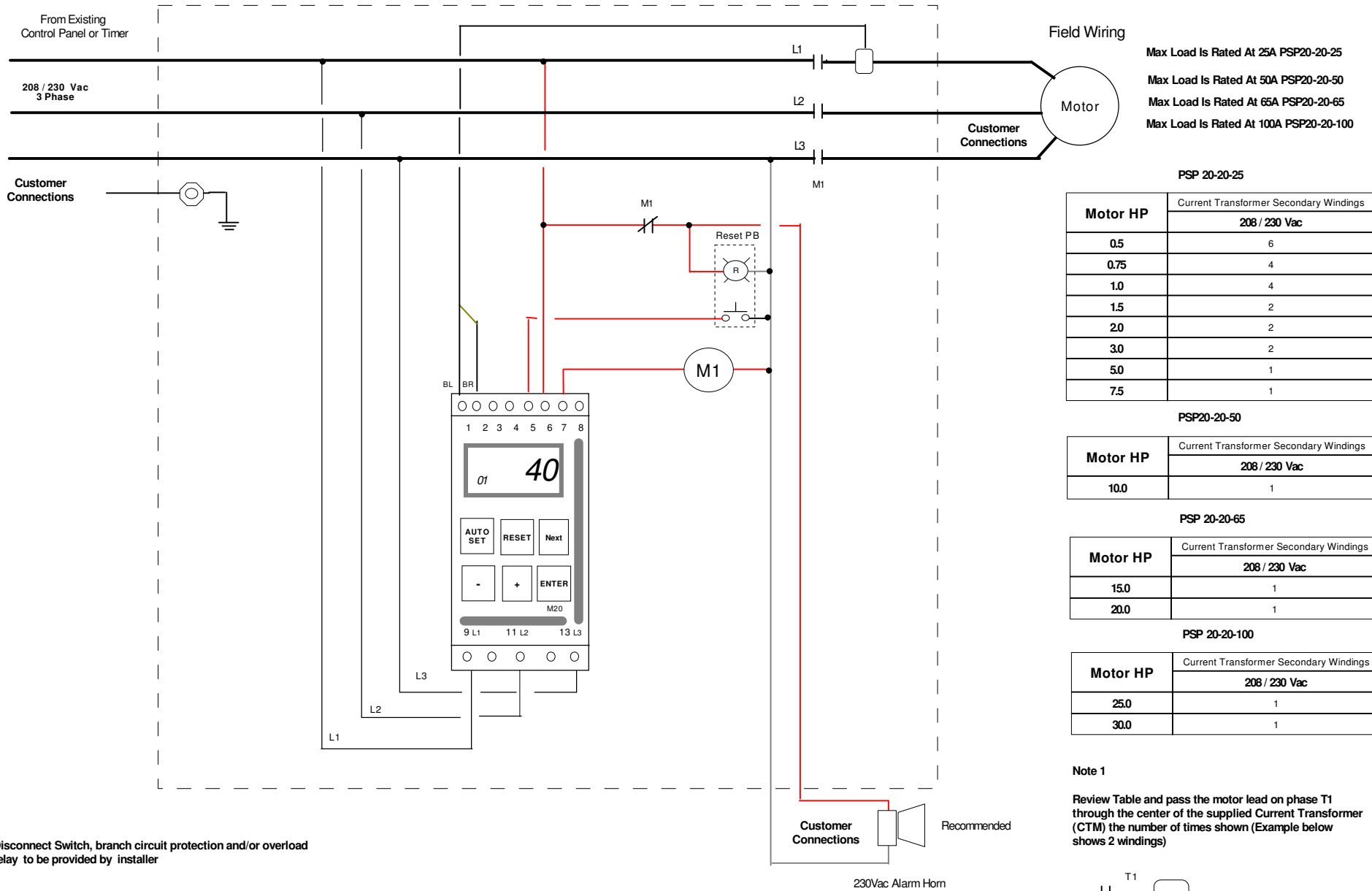
Note 1
 Review Table and pass the motor lead on phase T1 through the center of the supplied Current Transformer (CTM) the number of times shown (Example below shows 2 windings)



Disconnect Switch, branch circuit protection and/or overload relay to be provided by installer

Fittings or hubs connected to this enclosure must have the same environment rating as the enclosure.

Three Phase 208 / 230Vac Panel Wiring Diagram (See Manual for Installation Instructions)



Disconnect Switch, branch circuit protection and/or overload relay to be provided by installer

Fittings or hubs connected to this enclosure must have the same environment rating as the enclosure.

EMOTRON INC.

Drawing Number

PSP20-20-3A