

PSP20

Anti-Entrapment Devices



A PREMIUM SOLUTION FOR
POOL DRAIN ENTRAPMENT



h2flow
CONTROLS

www.h2flow.net

SIMPLY SAVING LIVES

The PSP20 uses the existing pump motor as a sensor to protect swimmers from the horrific injuries and loss of life caused by pool & spa entrapment.

When a spa or swimming pool pump experiences a loss of suction caused by the drain being blocked, the PSP20 detects a significant drop in motor load and shuts the pump off within one second.



KEY FEATURES

- » **Automatic Pump Shut-Off System - tested and approved to ASME-A112.19.17 SVRS standard, and compliant with ASME/ANSI A112.19.17-2010**
- » **No suction connection - no future leak issues**
- » **Reliable - based on 350,000+ pump monitor installations over 25 years**
- » **No nuisance trips - Guaranteed!**
- » **No battery backup required**
- » **No wearable parts**
- » **Simple to install and setup (one hour or less)**
- » **Lowest overall cost of ownership**
- » **Password protection prevents unauthorized tampering**
- » **Unaffected by Hydrostatic Relief Valves**
- » **No winterization requirements**
- » **Patented 'Autoset' feature allows for calibration in three seconds with the push of a single key**
- » **No modifications to existing controls**
- » **UL508A approved - critical for many regions of the USA**
- » **Uses existing pump and motor**

HOW IT WORKS


Using the existing pump motor as a sensor, Emotron's patented Shaft Power Monitoring technology will reliably detect a swimmer blocking the suction drain and quickly shut off the pump. The PSP20 accurately monitors motor power to either single-phase or three-phase pumps.

Alternative mechanical solutions such as vacuum-based SVRS are labor-intensive to install, maintain, and require modifications to the plumbing.

COMPLIANCE IN ONE HOUR

SIMPLE TO INSTALL

The PSP20 is supplied as a fully-assembled control panel designed to be installed between an existing pump control panel and the pump motor. Installation typically takes less than one hour, with just one trade skill - an electrician.



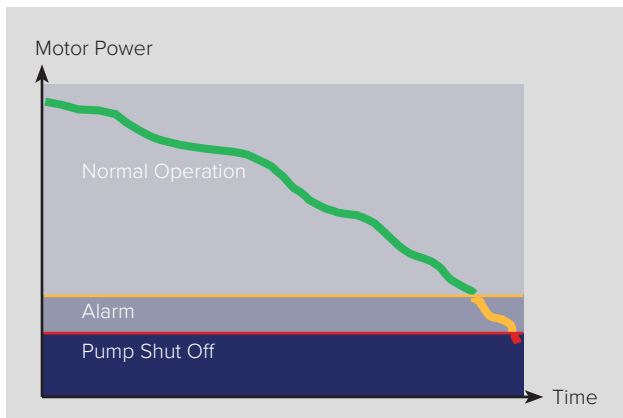
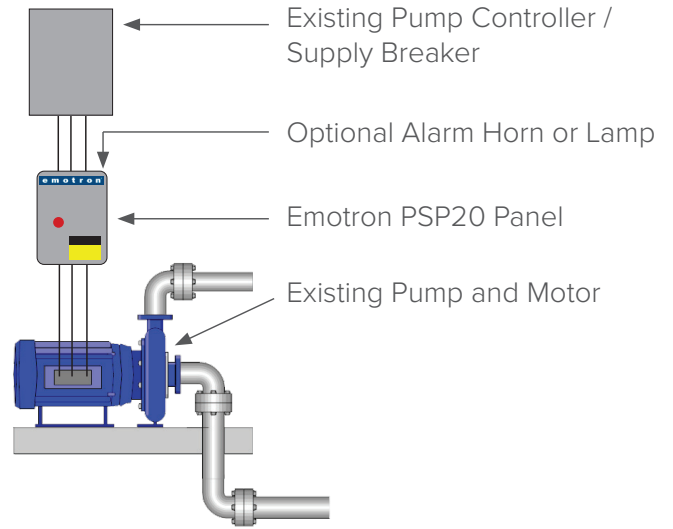
SIMPLE TO SET UP

Once installed, programming the PSP20 takes just minutes.

The motor's HP, Full Load Amps, and the number of phases are the only parameters that need to be set. Once the pump is operating under normal conditions, calibration takes just three seconds with the push of a single button.

FILTER BACKWASH / POOL CLEANING

Unlike SVRS-based principles, the PSP20 is impervious to the effects of filter backwashing and pool vacuuming. There is no need to disable the PSP20's protection during these activities - thereby eliminating another layer of system complexity and at the same time, maintaining entrapment protection 100% of the time.



NO-NUISANCE TRIP GUARANTEE

The PSP20 is the only anti-entrapment device available for pools & spas that comes with a no-nuisance trip guarantee!

Every single PSP20 undergoes a rigorous inspection to ensure accuracy and reliability before it leave our facility.

MODEL SELECTION GUIDE

PSP20 Model	Motor Voltage	Full Load Amp Range	No. of Phases	Motor HP Range
PSP20-10-25	120	0.4 - 25	1	0.5 - 1.5
PSP20-10-50	120	26 - 50	1	2.0 - 3.0
PSP20-20-25	208/240	0.4 - 25	1	0.5 - 3.0
PSP20-20-25	208/230	0.4 - 25	3	0.5 - 7.5
PSP20-20-50	208/240	26 - 50	1	5.0 - 7.5
PSP20-20-50	208/240	26 - 50	3	10.0
PSP20-20-65	208/240	51 - 65	1	10.0
PSP20-20-65	208/240	51 - 65	3	15.0 - 20.0
PSP20-20-100	208/240	66 - 100	3	25.0 - 30.0
PSP20-40-10	480	0.4 - 10	3	0.5 - 7.5
PSP20-40-25	480	11 - 25	3	10.0 - 15.0
PSP20-40-50	480	26 - 50	3	20.0 - 30.0
PSP20-40-65	480	51 - 65	3	40.0
PSP20-40-100	480	66 - 100	3	50.0
Remote Horn - 874-N5	120/480	N/A	N/A	N/A
Remote Horn - 874-R5	120/480	N/A	N/A	N/A

Progress through Innovation™

Our innovative solutions are developed with a focus on controlling, monitoring and measuring flow. Contact your authorized H2flow Controls solutions provider to find out how our products can help you and your customers.

Find an authorized partner at www.h2flow.net/locate-a-partner

AC DRIVES | ANTI ENTRAPMENT DEVICES | AUTOFILL SYSTEMS | FLOW METERS

 888.635.0296

 sales@h2flow.net

 www.h2flow.net

©2023 H2flow Controls, Inc. All rights reserved.

H2flow reserves the right to make changes to specifications and product features without notice. Please contact H2flow or visit www.h2flow.net for the most up-to-date versions of our product literature.

PSP20 Rev.3.3

